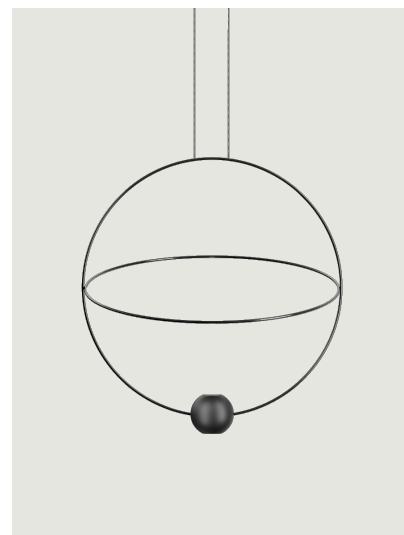
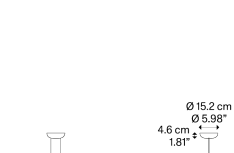







Model Elara medium

The light source emits a glow that can illuminate an entire room. Additionally, users can direct the bi-emission sphere – up or down – according to the need for light. The two sources have different light emissions: 2100 lumens and 800 lumens for the 2700 K version or 2260 lumens and 845 lumens for the 3000 K.



Elara medium	Light source	Structure: Metal	Code 2700 K	Code 3000 K
 <p> Ø 58.8 cm Ø 23.14" 63.7 cm 25.07" Ø 60 cm Ø 23.62" </p> <p> Ø 15.2 cm Ø 5.98" 4.6 cm 1.81" </p> <p> 400 cm 157.48" </p> <p> 360° </p>	2700 K 32 W 2100 lm-side I 800 lm-side II 220-240 V CRI 90 MacAdam 3-Step	<div>  Glossy Black – 9005 </div> <div>  Polished Gold </div>	<div>  Matte Black – 9005 </div> <div>  Matte Gold </div>	20621 2227 20621 2230
	3000 K 32 W 2260 lm-side I 845 lm-side II 220-240 V CRI 90 MacAdam 3-Step	OR		20621 5027 20621 5030
LED and driver included				
Net weight: 1.67 kg	Parcels: 1	CE	IP20	Energy Saving
Connectable directly to a 4" Standard J-Box				Dim Triac
				

Energy efficiency class

2700 K

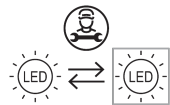


3000 K

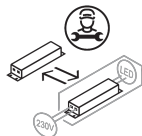


Ecodesign Regulation

The LED-only light source contained in this fixture must only be replaced by the manufacturer, its support service or similarly qualified personnel.



The LED driver contained in this fixture must only be replaced by the manufacturer, its support service or similarly qualified personnel.



Options of Elara



Elara large