



Real Matter Brushed steel

■ F5960056 - Brushed Steel

Outdoor recessed wall-mounted luminaire with LED light source.

Body made of AISI 316L stainless steel treated with the PVD process (Physical Vapour Deposition). With this innovative treatment, after the surface is polished or brushed according to the choice of finish, the surfaces of the Real Matter are coated with a thin film of metals such as zirconium and titanium. Combining with the steel on the molecular level, these increase the resistance to both mechanical and to atmospheric agents, allowing elegant, durable finishes to be created.

UV-stabilized polycarbonate diffuser.

Remote 24-V power supply sold separately.

The fixture is supplied with a 200-mm cable and IP connection kit.

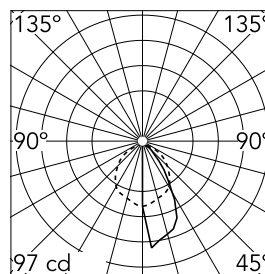
Recessed installation on masonry or concrete wall with the installation box sold separately.

Main specifications

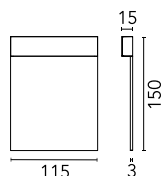

Lamp category	LED	Mountings	Wall recessed
Power (W)	3	Environment	Outdoor
CCT (K)	2700K		
CRI	80		
Net lumen (lm)	74		

Optical

Lighting type	Direct
LED type	Power LED
Light distribution	Asymmetric
Optical type	Asymmetric
Beam angle (°)	80
Beam angle C90-270 (°)	30



Luminous flux luminaire
85 lm



Electrical

Frequency (Hz)	50-60	Emergency	Without
Voltage (V)	24	Insulation class	III
Dimmable	Yes		
Driver	remote excluded		
Driver type	Not dimmable, Electronic dimmable 1- 10V, Electronic dimmable DALI		

Physical

Color	Brushed Steel
Orientation	Fixed
Weight (kg)	0.60

Note

We recommend using a connection system with a degree of protection greater than or equal to the degree of protection of the luminaire.

During the installation and the maintenance of the fixtures it is important to be careful and avoid damages on the coating.

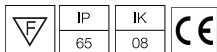
For LED fixtures, there is evidence that most of the damages are connected to electrical effects related to the insulations, which cause destructive electrical discharges

These effects are frequently caused by:

- over voltage coming from the mains' network where fixture is connected.
- electrostatic discharge (ESD) coming from the environment.

The use of a protective device against the overvoltage on the electrical installation is warmly suggest this helps to reduce the intensity of some of these phenomenon and prevent irreversible damages. The selection of the type of device to be used must be adjust on the electrical plant.


Certification / Marking



Real Matter Brushed steel



Box for installation for masonry or concrete wall
F5962000



Power supply 24V 8W / 110-240V IP65
Class II selv. Non Dimmable
RF25748



Power supply 24V 10W /110-240V IP20
Class II selv. Non Dimmable
RF25747



Power supply 24Vdc 17W / 110-240V
(15W@110V) IP20 Class II selv.
Dimmable 1-10V
RF25750



Power supply 24Vdc 20W / 220- 240V
IP67 Class II selv. Non Dimmable
RF25752



Power supply 24Vdc 50W / 120-240V
IP67 Class II selv. Non Dimmable
RF25755



Power supply 24Vdc 70W / 220-240V
IP67 Class II selv. Non Dimmable
RF25749



Power supply 24Vdc 100W / 120-240V
IP67 Class II selv.Non Dimmable
RF25756



Power supply 24Vdc 20W / 110-240Vdc
(15W@110V) IP67 Class II selv.
Dimmable DALI
RF26387

